


Protective Sliders (Crash Pads)


KAWASAKI ER 6 F

Year of production: '09-'11

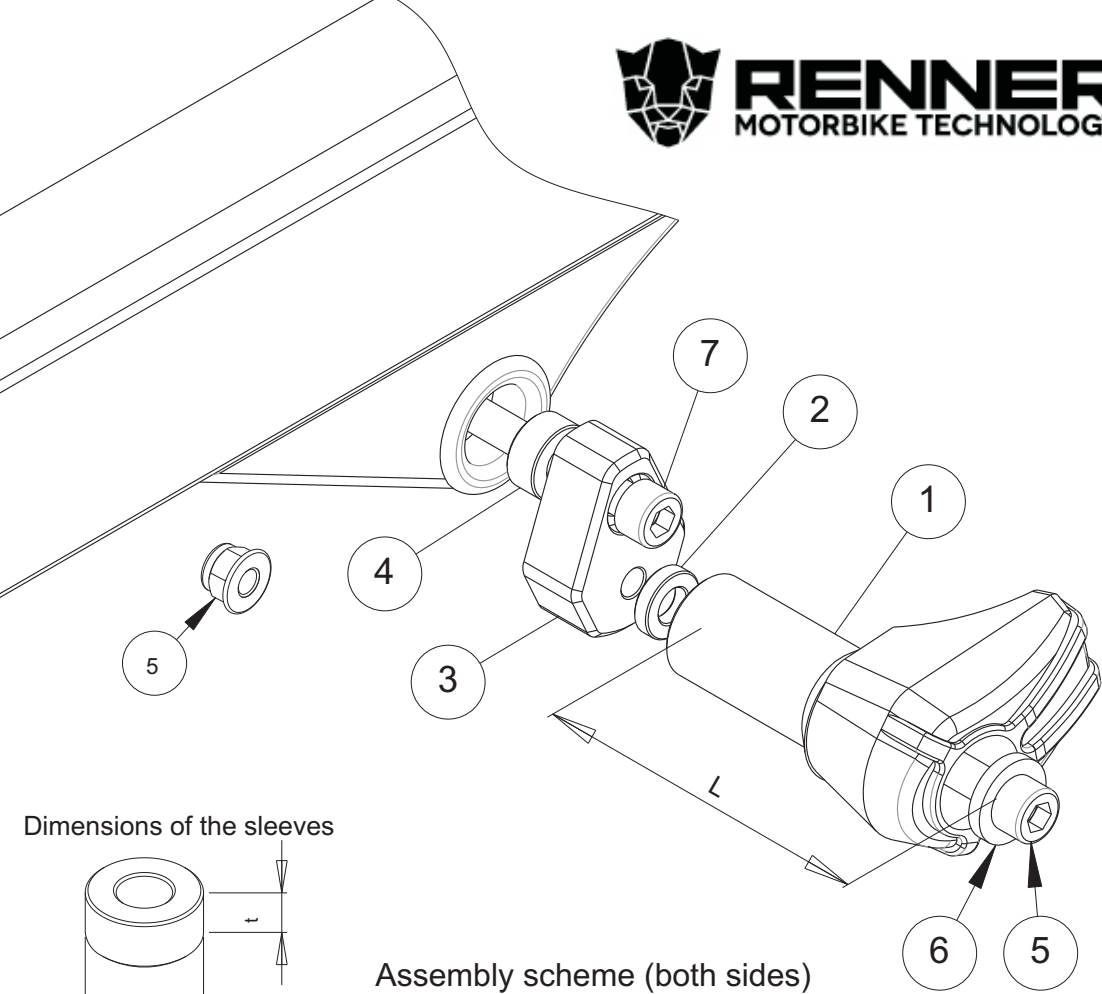
Product code: 10221



Assembly position (left side)

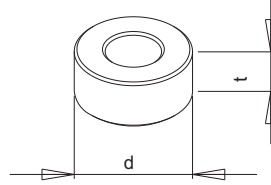


Assembly position (right side)



Assembly scheme (both sides)

Dimensions of the sleeves



Assembly instructions

1. Remove the screws indicated with the arrows.
2. Replace the removed screws with the new screws (part #7), aluminium sleeves (part #4) and metal bars (parts #3) according to the attached drawing. Put the metal bars (parts #3) in the right positions according to the drawing.
3. Assemble the sliders and the screws according to the drawing (parts #1, #2, #5, #6).
4. Assemble the screws #5 and the sliders with the metal bars #3.

We suggest to use the threadlocker to make sure that the screws do not get loose.

This product is entirely produced in the European Union. This product is a professional accessory to be used on the race track. Renner LTD takes no responsibility for any damages occurred despite of using protective accessories. For more information go to www.renner-moto.com

No	Part	Left Side	Right Side
1	Slider	L = 105 mm	L = 90 mm
2	Sleeve	d=20 mm, t=5 mm	d=20 mm, t=5 mm
3	Bar		
4	Sleeve	-	d=22 mm, t=5 mm
5	Screw	M10	M10
6	Washer		
7	Main Screw	M10, 120 mm	M10, 120 mm